

Shire of Ravensthorpe

MONTHLY FINANCIAL REPORT

For the Period Ended 30th June 2013

TABLE OF CONTENTS

Statements of Financial Activity

Note 1	Significant Accounting Policies
Note 3	Net Current Funding Position
Note 4	Cash and Investments
Note 5	Major Variances
Note 6	Out of Budget Authorisations and Funding Arrangements
Note 7	Receivables
Note 9	Cash Backed Reserves
Note 10	Capital Disposals and Acquisitions
Note 11	Trust

LOCAL GOVERNMENT ACT 1995
LOCAL GOVERNMENT (FINANCIAL MANAGEMENT) REGULATIONS 1996

Shire of Ravensthorpe
STATEMENT OF FINANCIAL ACTIVITY
(Nature or Type)
For the Period Ended 30th June 2013

	Note	Revised Annual Budget 4	YTD Budget (a)	YTD Actual (b)	Var. \$ (b)-(a) 3	Var. % (b)-(a)/(b) 3	
Operating Revenues							
Grants, Subsidies and Contributions	8	\$ 1,549,564	\$ 1,549,564	\$ 2,362,106	\$ 812,542	34.4%	▲
Profit on Asset Disposal	10	0	0	153,000	153,000	100.0%	▲
Fees and Charges		1,209,251	1,209,251	1,408,678	199,427	14.2%	▲
Service Charges		0	0	0	0		
Interest Earnings		218,588	218,588	176,737	(41,852)	(23.7%)	▼
Other Revenue		66,794	66,794	30,955	(35,839)	(115.8%)	▼
Total (Excluding Rates)		3,044,197	3,044,197	4,131,476	1,087,279		
Operating Expense							
Employee Costs		(2,373,952)	(2,373,952)	(2,167,598)	206,355	9.5%	
Materials and Contracts		(2,300,536)	(2,300,536)	(2,393,051)	(92,515)	(3.9%)	
Utilities Charges		(211,337)	(211,337)	(235,810)	(24,473)	(10.4%)	▲
Depreciation (Non-Current Assets)		(2,559,951)	(2,559,951)	(3,046,182)	(486,231)	(16.0%)	▲
Interest Expenses		(117,557)	(117,557)	(73,767)	43,790	59.4%	▼
Insurance Expenses		(353,905)	(353,905)	(361,997)	(8,092)	(2.2%)	
Loss on Asset Disposal	10	(29,633)	(29,633)	(29,960)	(327)	(1.1%)	
Other Expenditure		(172,168)	(172,168)	(127,463)	44,705	35.1%	▼
Total		(8,119,039)	(8,119,039)	(8,435,827)	(316,789)		
Funding Balance Adjustment							
Add Back Depreciation		2,559,951	2,559,951	3,046,182	486,231	16.0%	▲
Adjust (Profit)/Loss on Asset Disposal	10	29,633	29,633	(123,040)	(152,673)	124.1%	
Non Cash Provisions and Accruals				(181,418)	(181,418)		
Net Operating (Ex. Rates)		(2,485,258)	(2,485,258)	(1,562,628)	922,630		
Capital Revenues							
Grants, Subsidies and Contributions	8	1,422,744	1,422,744	1,288,171	(134,573)	(10.4%)	▼
Proceeds from Disposal of Assets	10	132,000	132,000	254,545	122,545	48.1%	▲
Proceeds from New Debentures		0	0	0	0		
Proceeds from Sale of Investments		0	0	0	0		
Proceeds from Advances		0	0	0	0		
Self-Supporting Loan Principal		0	0	0	0		
Transfer from Reserves	9	249,956	249,956	249,957	1	0.0%	
Total		1,804,700	1,804,700	1,792,673	(12,027)		
Capital Expenses							
Land and Buildings	10	(1,379,524)	(1,379,524)	(946,367)	433,157	45.8%	▼
Plant and Equipment	10	(338,000)	(338,000)	(274,014)	63,986	23.4%	▼
Furniture and Equipment	10	(7,500)	(7,500)	(65,412)	(57,912)	(88.5%)	▲
Infrastructure Assets - Roads	10	(1,095,000)	(1,095,000)	(825,270)	269,730	32.7%	▼
Infrastructure Assets - Other	10	(70,000)	(70,000)	(31,945)	38,055	119.1%	▼
Repayment of Debentures		(172,132)	(172,132)	(172,113)	19	0.0%	
Advances to Community Groups		0	0	0	0		
Transfer to Reserves	9	(282,177)	(282,177)	(261,378)	20,799	8.0%	
Total		(3,344,333)	(3,344,333)	(2,576,499)	767,834		
Net Capital		(1,539,633)	(1,539,633)	(783,826)	755,807		
Total Net Operating + Capital		(4,024,891)	(4,024,891)	(2,346,454)	1,678,437		
Rate Revenue		3,187,269	3,187,269	3,206,325	19,056	0.6%	
Opening Funding Surplus(Deficit)		842,122	842,122	922,649	80,527	8.7%	
Closing Funding Surplus(Deficit)		4,500	4,500	1,782,520	1,778,020		

Shire of Ravensthorpe
STATEMENT OF FINANCIAL ACTIVITY
(Statutory Reporting Program)
For the Period Ended 30th June 2013

	Note	Revised Annual Budget 4	YTD Budget (a)	YTD Actual (b)	Var. \$ (b)-(a) 3	Var. % (b)-(a)/(b) 3	Var.
Operating Revenues		\$	\$	\$	\$	%	
Governance		0	0	0	0		
General Purpose Funding		1,035,053	1,035,053	1,741,565	706,512	40.57%	▲
Law, Order and Public Safety		110,433	110,433	117,518	7,085	6.03%	
Health		2,536	2,536	227	(2,309)	(1016.01%)	
Education and Welfare		0	0	0	0		
Housing		56,400	56,400	242,474	186,074	76.74%	▲
Community Amenities		349,434	349,434	475,580	126,146	26.52%	▲
Recreation and Culture		1,096,194	1,096,194	1,116,733	20,539	1.84%	
Transport		1,575,086	1,575,086	1,081,614	(493,472)	(45.62%)	▼
Economic Services		103,300	103,300	257,063	153,763	59.82%	▲
Other Property and Services		138,506	138,506	390,028	251,523	64.49%	▲
Total (Excluding Rates)		4,466,941	4,466,941	5,422,801	955,860		
Operating Expense							
Governance		(334,193)	(334,193)	(335,268)	(1,075)	(0.32%)	
General Purpose Funding		(80,598)	(80,598)	(124,672)	(44,074)	(35.35%)	▲
Law, Order and Public Safety		(415,227)	(415,227)	(329,934)	85,292	25.85%	▼
Health		(193,670)	(193,670)	(229,982)	(36,312)	(15.79%)	▲
Education and Welfare		(123,651)	(123,651)	(101,778)	21,873	21.49%	▼
Housing		(97,454)	(97,454)	(127,045)	(29,591)	(23.29%)	▲
Community Amenities		(769,469)	(769,469)	(906,332)	(136,863)	(15.10%)	▲
Recreation and Culture		(1,476,043)	(1,476,043)	(1,153,995)	322,048	27.91%	▼
Transport		(4,165,038)	(4,165,038)	(4,007,126)	157,912	3.94%	
Economic Services		(296,714)	(296,714)	(399,795)	(103,080)	(25.78%)	▲
Other Property and Services		(166,981)	(166,981)	(723,054)	(556,073)	(76.91%)	▲
Total		(8,119,039)	(8,119,039)	(8,438,981)	(319,943)		
Funding Balance Adjustment							
Add back Depreciation		2,559,951	2,559,951	3,046,182	486,231	15.96%	▲
Adjust (Profit)/Loss on Asset Disposal	10	29,633	29,633	(123,040)	(152,673)	124.08%	
Non Cash Provisions and Accruals		0	0	(181,418)	(181,418)		
Net Operating (Ex. Rates)		(1,062,514)	(1,062,514)	(274,457)	788,057		
Capital Revenues							
Proceeds from Disposal of Assets	10	132,000	132,000	254,545	122,545	48.14%	▲
Proceeds from New Debentures		0	0	0	0		
Proceeds from Sale of Investments		0	0	0	0		
Self-Supporting Loan Principal		0	0	0	0		
Transfer from Reserves	9	249,956	249,956	249,957	1	0.00%	
Total		381,956	381,956	504,502	122,546		
Capital Expenses							
Land Held for Resale		0	0	0	0		
Land and Buildings	10	(1,379,524)	(1,379,524)	(946,367)	433,157	45.77%	▼
Plant and Equipment	10	(338,000)	(338,000)	(274,014)	63,986	23.35%	▼
Furniture and Equipment	10	(7,500)	(7,500)	(65,412)	(57,912)	(88.53%)	▲
Infrastructure Assets - Roads	10	(1,095,000)	(1,095,000)	(825,270)	269,730	32.68%	▼
Infrastructure Assets - Other	10	(70,000)	(70,000)	(31,945)	38,055	119.13%	▼
Purchase of Investments		0	0	0	0		
Repayment of Debentures		(172,132)	(172,132)	(172,113)	19	0.01%	
Advances to Community Groups		0	0	0	0		
Transfer to Reserves	9	(282,177)	(282,177)	(261,378)	20,799	7.96%	
Total		(3,344,333)	(3,344,333)	(2,576,499)	767,834		
Net Capital		(2,962,377)	(2,962,377)	(2,071,997)	890,380		
Total Net Operating + Capital		(4,024,891)	(4,024,891)	(2,346,454)	1,678,437		
Rate Revenue		3,187,269	3,187,269	3,206,325	19,056	0.59%	
Opening Funding Surplus(Deficit)		842,122	842,122	922,649	80,527	8.73%	
Closing Funding Surplus(Deficit)	3	4,500	4,500	1,782,520	1,778,020		

Shire of Ravensthorpe
NOTES TO THE STATEMENT OF FINANCIAL ACTIVITY
For the Period Ended 30th June 2013

1. SIGNIFICANT ACCOUNTING POLICIES

The significant accounting policies which have been adopted in the preparation of this statement of financial activity are:

(a) Basis of Accounting

This statement is a special purpose financial report, prepared in accordance with applicable Australian Accounting Standards, other mandatory professional reporting requirements and the Local Government Act 1995 (as amended) and accompanying regulations (as amended).

(b) The Local Government Reporting Entity

All Funds through which the Council controls resources to carry on its functions have been included in this statement.

In the process of reporting on the local government as a single unit, all transactions and balances between those funds (for example, loans and transfers between Funds) have been eliminated.

All monies held in the Trust Fund are excluded from the statement, but a separate statement of those monies appears at Note 11.

(c) Rounding Off Figures

All figures shown in this statement are rounded to the nearest dollar.

(d) Rates, Grants, Donations and Other Contributions

Rates, grants, donations and other contributions are recognised as revenues when the local government obtains control over the assets comprising the contributions. Control over assets acquired from rates is obtained at the commencement of the rating period or, where earlier, upon receipt of the rates.

(e) Goods and Services Tax

In accordance with recommended practice, revenues, expenses and assets capitalised are stated net of any GST recoverable. Receivables and payables are stated inclusive of applicable GST.

(f) Cash and Cash Equivalents

Cash and cash equivalents comprise cash at bank and in hand and short-term deposits that are readily convertible to known amounts of cash and which are subject to an insignificant risk of changes in value.

(g) Trade and Other Receivables

Trade receivables, which generally have 30 - 90 day terms, are recognised initially at fair value and subsequently measured at amortised cost using the effective interest rate method, less any allowance for uncollectible amounts.

Collectability of trade receivables is reviewed on an ongoing basis. Debts that are known to be uncollectible are written off when identified. An allowance for doubtful debts is raised when there is objective evidence that they will not be collectible.

Shire of Ravensthorpe
NOTES TO THE STATEMENT OF FINANCIAL ACTIVITY
For the Period Ended 30th June 2013

1. SIGNIFICANT ACCOUNTING POLICIES (Continued)

(h) Inventories

General

Inventories are valued at the lower of cost and net realisable value. Net realisable value is the estimated selling price in the ordinary course of business less the estimated costs of completion and the estimated costs of necessary to make the sale.

Inventories held from trading are classified as current even if not expected to be realised in the next 12 months.

Land Held for Resale

Land purchased for development and/or resale is valued at the lower of the cost and net realisable value. Cost includes the cost of acquisition, development and interest incurred on the financing of that land during its development. Interest and holding charges incurred after development is complete are recognised as expenses.

Revenue arising from the sale of property is recognised in the operating statement as at the time of signing a binding contract of sale.

Land held for resale is classified as current except where it is held as non-current based on Council's intentions to release for sale.

(i) Fixed Assets

All assets are initially recognised at cost. Cost is determined as the fair value of the assets given as consideration plus costs incidental to the acquisition. For assets acquired at no cost or for nominal consideration, cost is determined as fair value at the date of acquisition. The cost of non-current assets constructed by the local government includes the cost of all materials used in the construction, direct labour on the project and an appropriate proportion of variable and fixed overhead.

Certain asset classes may be revalued on a regular basis such that the carrying values are not materially different from fair value. Assets carried at fair value are to be revalued with sufficient regularity to ensure the carrying amount does not differ materially from that determined using fair value at reporting date.

(j) Depreciation of Non-Current Assets

All non-current assets having a limited useful life are separately and systematically depreciated over their useful lives in a manner which reflects the consumption of the future economic benefits embodied in those assets.

Assets are depreciated from the date of acquisition or, in respect of internally constructed assets, from the time the asset is completed and held ready for use.

Depreciation is recognised on a straight-line basis, using rates which are reviewed each reporting period. Major depreciation periods are:

Buildings	20 years
Furniture and Equipment	10 years
Leased Furniture and Equipment	3 years
Plant and Machinery	10 years
Roads – Sealed	30 years
Roads – Gravel	20 years
Footpaths - slab	40 years
Effluent disposal infrastructure	20 years
Parks, recreation and other infrastructure	20 years
Coastal infrastructure	20 years

The assets residual values and useful lives are reviewed, and adjusted if

Shire of Ravensthorpe
NOTES TO THE STATEMENT OF FINANCIAL ACTIVITY
For the Period Ended 30th June 2013

1. SIGNIFICANT ACCOUNTING POLICIES (Continued)

(k) Trade and Other Payables

Trade and other payables are carried at amortised cost. They represent liabilities for goods and services provided to the local government prior to the end of the financial year that are unpaid and arise when the Shire becomes obliged to make future payments in respect of the purchase of these goods and services. The amounts are unsecured and are usually paid within 30 days of recognition.

(l) Employee Benefits

The provisions for employee benefits relates to amounts expected to be paid for long service leave, annual leave, wages and salaries and are calculated as follows:

(i) Wages, Salaries, Annual Leave and Long Service Leave (Short-term Benefits)

The provision for employees' benefits to wages, salaries, annual leave and long service leave expected to be settled within 12 months represents the amount the Shire has a present obligation to pay resulting from employees services provided to balance date. The provision has been calculated at nominal amounts based on remuneration rates the Shire expects to pay and includes related on-costs.

(ii) Annual Leave and Long Service Leave (Long-term Benefits)

The liability for long service leave is recognised in the provision for employee benefits and measured as the present value of expected future payments to be made in respect of services provided by employees up to the reporting date using the project unit credit method. Consideration is given to expected future wage and salary levels, experience of employee departures and periods of service. Expected future payments are discounted using market yields at the reporting date on national government bonds with terms to maturity and currency that match as closely as possible, the estimated future cash outflows. Where the Shire does not have the unconditional right to defer settlement beyond 12 months, the liability is recognised as a current liability.

(m) Interest-bearing Loans and Borrowings

All loans and borrowings are initially recognised at the fair value of the consideration received less directly attributable transaction costs.

After initial recognition, interest-bearing loans and borrowings are subsequently measured at amortised cost using the effective interest method. Fees paid on the establishment of loan facilities that are yield related are included as part of the carrying amount of the loans and borrowings.

Borrowings are classified as current liabilities unless the Council has an unconditional right to defer settlement of the liability for at least 12 months after the balance sheet date.

Borrowing Costs

Borrowing costs are recognised as an expense when incurred except where they are directly attributable to the acquisition, construction or production of a qualifying asset. Where this is the case, they are capitalised as part of the cost of the particular asset.

(n) Provisions

Provisions are recognised when: The council has a present legal or constructive obligation as a result of past events; it is more likely than not that an outflow of resources will be required to settle the obligation; and the amount has been reliably estimated. Provisions are not recognised for future operating losses.

Where there are a number of similar obligations, the likelihood that an outflow will be required in settlement is determined by considering the class of obligations as a whole. A provision is recognised even if the likelihood of an outflow with respect to any one of item included in the same class of obligations may be small.

(o) Current and Non-Current Classification

In the determination of whether an asset or liability is current or non-current, consideration is given to the time when each asset or liability is expected to be settled. The asset or liability is classified as current if it is expected to be settled within the next 12 months, being the Council's operational cycle. In the case of liabilities where Council does not have the unconditional right to defer settlement beyond 12 months, such as vested long service leave, the liability is classified as current even if not expected to be settled within the next 12 months. Inventories held for trading are classified as current even if not expected to be realised in the next 12 months except for land held for resale where it is held as non current based on Council's intentions to release for sale.

Shire of Ravensthorpe
NOTES TO THE STATEMENT OF FINANCIAL ACTIVITY
For the Period Ended 30th June 2013

1. SIGNIFICANT ACCOUNTING POLICIES (Continued)

(p) Nature or Type Classifications

Rates

All rates levied under the Local Government Act 1995. Includes general, differential, specific area rates, minimum rates, interim rates, back rates, ex-gratia rates, less discounts offered. Exclude administration fees, interest on instalments, interest on arrears, service charges and sewerage rates.

Operating Grants, Subsidies and Contributions

Refer to all amounts received as grants, subsidies and contributions that are not non-operating grants.

Non-Operating Grants, Subsidies and Contributions

Amounts received specifically for the acquisition, construction of new or the upgrading of non-current assets paid to a local government, irrespective of whether these amounts are received as capital grants, subsidies, contributions or donations.

Profit on Asset Disposal

Profit on the disposal of assets including gains on the disposal of long term investments. Losses are disclosed under the expenditure classifications.

Fees and Charges

Revenues (other than service charges) from the use of facilities and charges made for local government services, sewerage rates, rentals, hire charges, fee for service, photocopying charges, licences, sale of goods or information, fines, penalties and administration fees. Local governments may wish to disclose more detail such as rubbish collection fees, rental of property, fines and penalties, other fees and charges.

Service Charges

Service charges imposed under Division 6 of Part 6 of the Local Government Act 1995. Regulation 54 of the Local Government (Financial Management) Regulations 1996 identifies these are television and radio broadcasting, underground electricity and neighbourhood surveillance services. Exclude rubbish removal charges. Interest and other items of a similar nature received from bank and investment accounts, interest on rate instalments, interest on rate arrears and interest on debtors.

Interest Earnings

Interest and other items of a similar nature received from bank and investment accounts, interest on rate instalments, interest on rate arrears and interest on debtors.

Other Revenue / Income

Other revenue, which can not be classified under the above headings, includes dividends, discounts, rebates etc.

Employee Costs

All costs associate with the employment of person such as salaries, wages, allowances, benefits such as vehicle and housing, superannuation, employment expenses, removal expenses, relocation expenses, worker's compensation insurance, training costs, conferences, safety expenses, medical examinations, fringe benefit tax, etc.

Materials and Contracts

All expenditures on materials, supplies and contracts not classified under other headings. These include supply of goods and materials, legal expenses, consultancy, maintenance agreements, communication expenses, advertising expenses, membership, periodicals, publications, hire expenses, rental, leases, postage and freight etc. Local governments may wish to disclose more detail such as contract services, consultancy, information technology, rental or lease expenditures.

Utilities (Gas, Electricity, Water, etc.)

Expenditures made to the respective agencies for the provision of power, gas or water. Exclude expenditures incurred for the reinstatement of roadwork on behalf of these agencies.

Shire of Ravensthorpe
NOTES TO THE STATEMENT OF FINANCIAL ACTIVITY
For the Period Ended 30th June 2013

1. SIGNIFICANT ACCOUNTING POLICIES (Continued)

(q) Nature or Type Classifications (Continued)

Insurance

All insurance other than worker's compensation and health benefit insurance included as a cost of employment.

Loss on asset disposal

Loss on the disposal of fixed assets.

Depreciation on non-current assets

Depreciation expense raised on all classes of assets.

Interest expenses

Interest and other costs of finance paid, including costs of finance for loan debentures, overdraft accommodation and refinancing expenses.

Other expenditure

Statutory fees, taxes, provision for bad debts, member's fees or levies including WA Fire Brigade Levy and State taxes. Donations and subsidies made to community groups.

(r) Statement of Objectives

In order to discharge its responsibilities to the community, the Council has developed a set of operational and financial objectives. These objectives have been established both on an overall basis and for each of its broad activities/programs.

Council operations as disclosed in this statement encompass the following service orientated activities/programs:

GOVERNANCE

Administration and operation of facilities and services to members of Council, other costs that relate to tasks of assisting elected members and ratepayers on matters which do not concern specific Council services. In accordance with legislation changes effective July 1997 general administration costs have been allocated to the various programmes of Council to reflect the true costs of the associated services.

GENERAL PURPOSE FUNDING

Rates, general purpose government grants, interest revenue and allocated administration costs associated with general purpose funding.

LAW, ORDER, PUBLIC SAFETY

Supervision of various local laws, fire prevention, emergency services and animal control. Requirements that Council carries out by statute.

HEALTH

Food quality and pest control, maintenance and contributions to health services and facilities.

Shire of Ravensthorpe
NOTES TO THE STATEMENT OF FINANCIAL ACTIVITY
For the Period Ended 30th June 2013

1. SIGNIFICANT ACCOUNTING POLICIES (Continued)

(r) STATEMENT OF OBJECTIVE (Continued)

EDUCATION AND WELFARE

Provision and maintenance of retirement units, assisting Southern AgCare Services. Assistance to pre-school facilities as well as local primary and high schools

HOUSING

The provision and maintenance of housing to both staff and private residents.

COMMUNITY AMENITIES

Rubbish collection services, maintenance of refuse sites, sewerage maintenance in Ravensthorpe and Mu control and coordination of cemeteries, administration of Town Planning Scheme, coastal reserves and other environmental services

RECREATION AND CULTURE

Maintenance and administration of halls, sporting complexes, resources centres, libraries Bremer Bay Youth Camp, parks and gardens and broadcasting services.

TRANSPORT

Construction and maintenance of roads, drainage works, footpaths, parking facilities, traffic facilities townscapes and airstrips.

ECONOMIC SERVICES

The regulation and provision of tourism, area promotion, building control, saleyards noxious weeds, vermin control and water supply including standpipes.

OTHER PROPERTY & SERVICES

Private works operations, plant maintenance and operation costs.
Police Licensing, Westpac banking income and other non classified items.

Shire of Ravensthorpe
NOTES TO THE STATEMENT OF FINANCIAL ACTIVITY
For the Period Ended 30th June 2013

Note 3: NET CURRENT FUNDING POSITION

Positive=Surplus (Negative=Deficit)			
2012-13			
Note	This Period	Last Period	Opening Balance
	\$	\$	\$
Current Assets			
Cash Unrestricted	1,382,842	136,351	235,647
Cash Restricted	2,774,132	2,618,895	2,762,716
Investments	0	522,193	601,679
Receivables - Rates and Rubbish	176,737	295,406	245,923
Sundry Debtors	453,582	203,292	571,747
GST and other receivables	13,886	1	3,530
Inventories	37	(28,593)	4,037
	4,801,216	3,747,544	4,425,279
Less: Current Liabilities			
Payables - Creditors	(244,583)	(335,095)	(683,658)
Provisions - Employee Costs, Interest of Loans	(380,185)	(380,185)	(510,621)
	(624,768)	(715,280)	(1,194,280)
Less: Cash Restricted	(2,774,132)	(2,618,895)	(2,762,716)
Add back Employee Related Provisions	207,899	207,899	207,899
Add back Loan Liability Current	\$172,305.95	\$172,305.95	\$246,467.02
Net Current Funding Position	\$1,782,520	\$793,573	\$922,649

Comments - Net Current Funding Position

Commonwealth Grants Commission advance financial assistance grants has been received in June. These funds while recognised this financial year are for expenditure in the next.

Shire of Ravensthorpe
NOTES TO THE STATEMENT OF FINANCIAL ACTIVITY
For the Period Ended 30th June 2013

Note 4: CASH AND INVESTMENTS

	Interest Rate	Unrestricted \$	Restricted \$	Trust \$	Invest \$	Total Amount \$	Institution
(a) Cash Deposits							
Muni Fund	0.01%	556,741				556,741	Westpac
Till / Petty Cash	0.00%	2,310				2,310	
(b) Term Deposits							
Reserves Term Deposit						0	Westpac
Reserves Term Deposit						0	Westpac
Muni Term Deposit						0	
(c) Investments							
Investment Account	3.00%				823,792	823,792	Westpac
Reserves Cash Account	3.00%		2,774,132			2,774,132	Westpac
Short Term Investment						0	Westpac
(d) Financial Instruments (Indicative Values)							
Blue Gum - Ref G61425	0.00%					0	
Helium Scarborough Ref G64106	0.00%					0	
Total		559,051	2,774,132	0	823,792	4,156,974	

Comments/Notes - Investments

The remaining Financial Instruments held by Council have suffered credit events resulting in full net loss of investment. Council's financial records of these assets has been written down accordingly. The negative balance shown in the muni fund line represents a timing difference between funds moved from the investment account to the muni fund. Term deposits have been finalised for the end of year and reinvested in July.

Shire of Ravensthorpe
NOTES TO THE STATEMENT OF FINANCIAL ACTIVITY
For the Period Ended 30th June 2013

Note 5: MAJOR VARIANCES

Comments/Reason for Variance

5.1 OPERATING REVENUE (EXCLUDING RATES)

5.1.1 GRANTS, SUBSIDIES AND CONTRIBUTIONS

CLGF amounts are now received and Council has also received advance payments for next years Financial Assistance Grants. Flood damage claim will be received in July 2013.

5.1.2 PROFIT ON ASSET DISPOSAL

Relates to sale of 95 Martin Street.

5.1.3 FEES AND CHARGES

Additional income relates to fees and charges associated with Airport (\$84k over budget), and reconciliation of lease fees being issued in June providing additional income which was unbudgeted.

5.1.6 SERVICE CHARGES

Nil

5.1.7 INTEREST EARNINGS

Forecast end of year interest likely to be down on budget expectations due to market conditions.

5.1.8 OTHER REVENUE

5.2 OPERATING EXPENSES

5.2.1 EMPLOYEE COSTS

Employee vacancies, budgeted but not filled or due to employees on leave without pay and workers compensation. This may be offset in some cases by additional contracts expenditure.

5.2.2 MATERIAL AND CONTRACTS

5.2.3 UTILITY CHARGES

Additional utilities expenses peaking from Winter Sports Season and upfront payment of water corp rates. Will likely be over budget at year end as identified in budget review.

5.2.4 DEPRECIATION (NON CURRENT ASSETS)

Depreciation has been reviewed after budget was formulated on advice from Auditors. The new rates of depreciation and total balance is higher than budgeted but does not have a cash effect on Council's net position.

5.2.5 INTEREST EXPENSES

Difference relates to posting of accrued interest amounts for next financial year in June. No net impact on Council's net position.

5.2.6 INSURANCE EXPENSES

5.2.7 LOSS ON ASSET DISPOSAL

5.2.8 OTHER EXPENDITURE

Difference relates to expenditure classification for some maintenance items - this offsets some of the over-expenditure in the materials / contractors expenditure type

Shire of Ravensthorpe
NOTES TO THE STATEMENT OF FINANCIAL ACTIVITY
For the Period Ended 30th June 2013

Note 5: MAJOR VARIANCES

Comments/Reason for Variance

5.3 CAPITAL REVENUE

5.3.1 GRANTS, SUBSIDIES AND CONTRIBUTIONS

Grant funding will be received in line with capital project commencement. In particular grant funding associated with Skate Park will be received next financial year. Final portion of Roads to Recovery will also be received next financial year.

5.3.2 PROCEEDS FROM DISPOSAL OF ASSETS

Difference relates to the Sale of 95 Martin Street which was unbudgeted.

5.3.3 PROCEEDS FROM NEW DEBENTURES

5.3.4 PROCEEDS FROM SALE OF INVESTMENT

5.3.5 PROCEEDS FROM ADVANCES

5.3.6 SELF-SUPPORTING LOAN PRINCIPAL

5.3.7 TRANSFER FROM RESERVES (RESTRICTED ASSETS)

Reserve transfers not undertaken yet due to term deposit.

5.4 CAPITAL EXPENSES

5.4.1 LAND HELD FOR RESALE

5.4.2 LAND AND BUILDINGS

Purchase of museum shelter will be funded by Future Fund contributions. Expenditure on Hopetoun Community Centre will also be carried out next financial year.

5.4.3 PLANT AND EQUIPMENT

Majority of plant fleet has been purchased as identified in budget review. Ranger vehicle deferred to 13/14.

5.4.4 FURNITURE AND EQUIPMENT

Variance relates to items purchased through Future Fund acquisitions (Triple J Radio). No net impact to Council's financial position.

5.4.5 INFRASTRUCTURE ASSETS - ROADS

Timing variance only at this stage. Invoices still to be processed for Birdwood Street and Raglan street improvements.

5.4.6 INFRASTRUCTURE ASSETS - OTHER

Hopetoun Ravensthorpe Road pathway has been deferred to 13/14 financial year.

5.4.7 PURCHASES OF INVESTMENT

5.4.8 REPAYMENT OF DEBENTURES

5.4.9 ADVANCES TO COMMUNITY GROUPS

5.4.10 TRANSFER TO RESERVES (RESTRICTED ASSETS)

5.4.11 TRANSFER FROM RESERVES (RESTRICTED ASSETS)

Shire of Ravensthorpe
NOTES TO THE STATEMENT OF FINANCIAL ACTIVITY
For the Period Ended 30th June 2013

Note 5: MAJOR VARIANCES

Comments/Reason for Variance

5.5 OTHER ITEMS

5.5.1 RATE REVENUE

5.5.2 OPENING FUNDING SURPLUS(DEFICIT)

The audited opening balance at present is \$80,528 higher than budgeted. The difference is due to employee leave entitlement differences.

Shire of Ravensthorpe
NOTES TO THE STATEMENT OF FINANCIAL ACTIVITY
For the Period Ended 30th June 2013

Note 6: OUT OF BUDGET AUTHORISATIONS and FUNDING ARRANGEMENTS
Since budget adoption, Surplus/(Deficit) Impacts

Description	Amendment / Unbudgeted Expense	Council Resolution	Classification	No Change - (Non Cash Items) Adjust.	Increase in Available Cash	Decrease in Available Cash	Amended Budget Running Balance
Budget Adoption			Opening Surplus/(Deficit)	\$ 0	\$	\$	0
Purchase of Staff Housing	Approved Out of Budget Expense	176/12	Capital Expenses			(235,000)	(235,000)
Transfer from Building Reserve	Approved Out of Budget Expense	176/12	Capital Revenue		235,000		0
Purchase of Recreation Vehicle	Approved Out of Budget Expense	201/12	Capital Expenses			(34,000)	(34,000)
Reduction in Airport Generator Forecast	Approved Out of Budget Expense	201/12	Capital Expenses		10,000		(24,000)
Deer Ranger Vehicle Replacement	Approved Out of Budget Expense	201/12	Capital Expenses		24,000		0
Purchase of CCTV Cameras	Approved Out of Budget Expense	204/12	Capital Expenses			(5,000)	(5,000)
Recognise Grant Funding for Community Crime Prevention	New Funding	204/12	Capital Revenue		5,000		0
Installation of Air Conditioner	Approved Out of Budget Expense	240/12	Capital Expenses			(6,500)	(6,500)
Digital Television Installations	Approved Out of Budget Expense	244/12	Operating Expenses			(6,000)	(12,500)
Child Care Interest Free Loan	Approved Out of Budget Expense	Res. 23/13	Operating Expenses			(10,000)	(22,500)
Energy Efficiency Program	Approved Out of Budget Expense	Res. 26/13	Operating Expenses			(3,250)	(25,750)
Closing Funding Surplus (Deficit)				0	274,000	(299,750)	

Shire of Ravensthorpe
NOTES TO THE STATEMENT OF FINANCIAL ACTIVITY
 For the Period Ended 30th June 2013

Note 7: RECEIVABLES

Receivables - Rates and Rubbish

Opening Arrears Previous Years
 Rates Levied this year
Less Collections to date
 Equals Current Outstanding

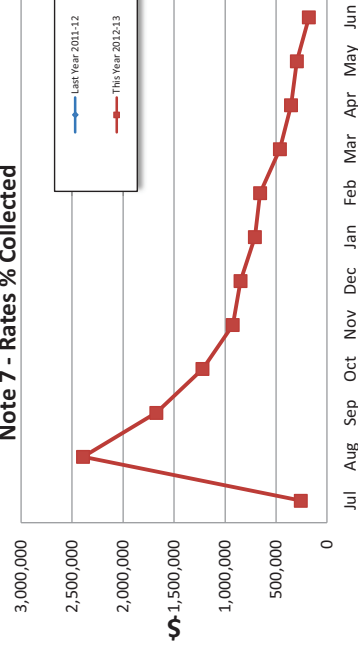
Net Rates Collectable
 % Collected

Current 2012-13	Previous to 2011-12	Total
\$	\$	\$
3,511,709	245,923	245,923
(3,428,769)	(152,126)	(3,580,895)
82,940	93,797	176,737
		176,737
		95.30%

Comments/Notes - Receivables Rates and Rubbish

Final Notices and legal action will be commencing during March. Outstanding rates ratio is below industry benchmark 5%.

Note 7 - Rates % Collected



Receivables - General Excluding GST Receivable

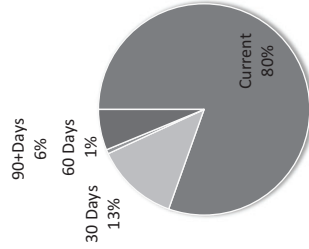
Current	30 Days	60 Days	90+Days
\$	\$	\$	\$
364,845	57,547	2,928	28,260
			453,580

Total Outstanding

Amounts shown above include GST (where applicable)

Comments/Notes - Receivables General

Note 7 - Accounts Receivable (non-rates)

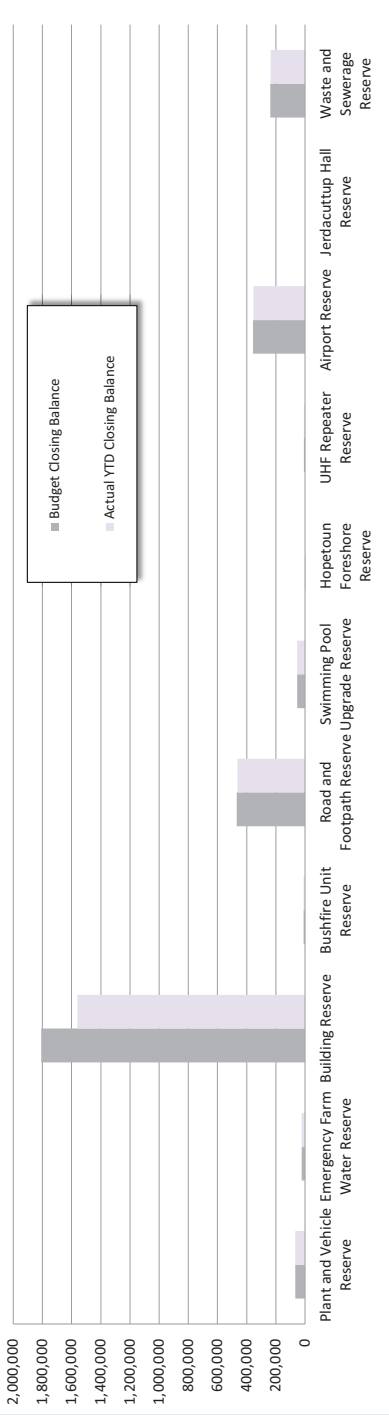


Shire of Ravensthorpe
NOTES TO THE STATEMENT OF FINANCIAL ACTIVITY
 For the Period Ended 30th June 2013

Note 9: Cash Backed Reserve.

Name	Opening Balance	Budget Interest Earned	Actual Interest Earned	Budget Transfers In (+)	Actual Transfers In (+)	Budget Transfers Out (-)	Actual Transfers Out (-)	Transferout Reference	Budget Closing Balance	Actual YTD Closing Balance
Plant and Vehicle Reserve	\$ 64,234.78	\$ 2,212	\$ 2,736						\$ 67,447	\$ 66,971.17
Emergency Farm Water Reserve	\$ 22,496.74	1,125	958						23,621	\$ 23,455.10
Building Reserve	\$ 1,629,865.52	77,422	64,933	100,000	100,000		(235,000)	Council Resolution 176/12	1,807,308	\$ 1,559,818.35
Bushfire Unit Reserve	\$ 8,934.51	447	381						9,382	\$ 9,315.13
Road and Footpath Reserve	\$ 445,302.78	22,265	18,970						467,588	\$ 464,272.51
Swimming Pool Upgrade Reserve	\$ 50,731.13	2,573	2,161						53,304	\$ 52,892.25
Hopetoun Foreshore Reserve	\$ 14,957.12	0	(0)			(14,956)	(14,957)	Contribution to Upgrades	1	\$ 0.00
UHF Repeater Reserve	\$ 8,101.46	405	345						8,506	\$ 8,446.57
Airport Reserve	\$ 10,731.02	15,537	13,237	29,456	29,456				357,051	\$ 353,405.01
Jerdacuttup Hall Reserve	\$ 0.00	0	0						0	\$ 0.00
Waste and Sewerage Reserve	\$ 207,339.82	10,367	8,833	19,388	19,388				237,095	\$ 235,560.45
	2,762,716	133,353	112,554	148,824	148,824	(14,956)	(249,957)		3,029,937	2,774,137

Note 9 - Year To Date Reserve Balance to End of Year Estimate



Comments/Notes - Reserves

Shire of Ravensthorpe
NOTES TO THE STATEMENT OF FINANCIAL ACTIVITY
For the Period Ended 30th June 2013

Note 10: CAPITAL DISPOSALS AND ACQUISITIONS

Disposals by Program	Profit(Loss) of Asset Disposal			
		Net Book Value	Proceeds	Profit (Loss)
		\$	\$	\$
Administration				0
Mitsubishi Pajero		47,266	35,909	(11,357)
Health				0
Mitsubishi Pajero		40,354	32,727	(7,627)
Transport				0
Mitsubishi Pajero		41,884	30,909	(10,975)
95 Martin Street Residence		2,001	155,000	152,999
				0
Totals	0	131,505	254,545	123,040

Summary Acquisitions	Current Budget			
	Budget	Actual	Variance	
	\$	\$	\$	
Property, Plant & Equipment				
Land and Buildings	1,379,524	946,367	(433,157)	▼
Plant & Property	338,000	274,014	(63,986)	▼
Furniture & Equipment	7,500	65,412	57,912	▲
Infrastructure				
Roadworks	1,095,000	825,270	(269,730)	▼
Other, Footpath & Cycleways	70,000	31,945	(38,055)	▼
Totals	2,890,024	2,143,009	(747,015)	

Land & Buildings	Current Budget			
	This Year			
	Budget	Actual	Variance	
	\$	\$	\$	
Purchase Land and Buildings - Fire Prevention	\$35,000	\$35,105	105	▲
Purchase Land and Buildings - Childcare	\$5,000	\$4,955	(45)	▼
Purchase Land & Buildings - Staff Housing	\$385,000	\$493,557	108,557	▲
Purchase Land and Buildings Sanitation	\$20,000	\$38,680	18,680	▲
Purchase Land & Buildings - Public Halls & Civic C	\$919,524	\$331,495	(588,029)	▼
Purchase Land & Buildings - Other Recreation & S	\$15,000	\$6,717	(8,283)	▼
Purchase Land & Buildings - Swimming Areas and	\$0	\$0	0	
Purchase Land & Buildings - Museums & Other C	\$0	\$35,859	35,859	▲
Totals	1,379,524	946,367	(433,157)	

Shire of Ravensthorpe
NOTES TO THE STATEMENT OF FINANCIAL ACTIVITY
For the Period Ended 30th June 2013

Note 10: CAPITAL DISPOSALS AND ACQUISITIONS

Plant & Equipment	Current Budget			
	This Year			Variance (Under)Over
	Budget	Actual		
	\$	\$	\$	
Purchase Plant - Law & Order	\$41,000	\$0	(41,000)	▼
Purchase Plant and Equipment Other Health	\$52,000	\$48,248	(3,752)	▼
Purchase Plant & Equipment - Sewerage	\$6,000	\$0	(6,000)	▼
Purchase Plant & Equipment - Road Plant Purcha	\$117,000	\$94,413	(22,587)	▼
Purchase Plant & Equipment - Aerodromes	\$25,000	\$16,250	(8,750)	▼
Purchase Plant - Administration	\$97,000	\$115,103	18,103	▲
Totals	338,000	274,014	(63,986)	

Furniture & Equipment	Current Budget			
	This Year			Variance (Under)Over
	Budget	Actual		
	\$	\$	\$	
Purchase Furniture & Equipment Administration	\$7,500	\$6,747	(753)	▼
Purchase Furniture & Equipment - Television and	\$0	\$48,491	48,491	▲
Purchase Furniture & Equipment-Other Law, Orde	\$0	\$3,640	3,640	▲
Purchase Furniture & Equipment - Other Recreatio	\$0	\$6,535	6,535	▲
Totals	7,500	65,412	57,912	

Roads	Current Budget			
	This Year			Variance (Under)Over
	Budget	Actual		
	\$	\$	\$	
Complete Melaleuca Road Construction	\$60,000	\$85,936	25,936	▲
Complete Fitzgerald Road - Council Construction	\$80,000	\$39,856	(40,144)	▼
Complete Koornong Road	\$60,000	\$72,094	12,094	▲
Complete - Invoices pending Raglan Street Construction	\$40,000	\$760	(39,240)	▼
Complete Bridger Road Construction	\$23,000	\$30,822	7,822	▲
Deferred Laneways Upgrade Ravensthorpe	\$80,000	\$0	(80,000)	▼
Deferred Morgan Street Upgrade	\$180,000	\$20,180	(159,820)	▼
Deferred Gravel Pit Reinstatement	\$30,000	\$0	(30,000)	▼
Deferred Gravel Pit Development	\$50,000	\$0	(50,000)	▼
Complete Springdale Road - R2R Funded	\$120,000	\$151,001	31,001	▲
Complete Mills Road - R2R Funded \$26K	\$0	\$28,250	28,250	▲
Complete Masons Bay Road - Roads To Recovery	\$100,000	\$123,610	23,610	▲
Complete Bedford Harbour Road - Roads To Recovery	\$80,000	\$114,400	34,400	▲
Complete Gordon Road Realignment - Blackspot Funded	\$62,000	\$88,723	26,723	▲
Complete - Invoices pending Birdwood Street Asphalt Overlay	\$100,000	\$4,597	(95,403)	▼
Complete Caitlin Creek Road	\$0	\$688	688	▲
Complete Purchase Drainage Infrastructure - Sewerage SYS	\$0	\$9,300	9,300	▲
Complete Streetscape - Entry Statements (Future Fund)	\$0	\$53,754	53,754	▲
Complete Safety Audits - Blackspot Funded	\$30,000	\$1,300	(28,700)	▼
Totals	1,095,000	825,270	(269,730)	

Other, Footpaths & Cycleways	Current Budget			
	This Year			Variance (Under)Over
	Budget	Actual		
	\$	\$	\$	
Complete Footpath Construction - Ravy Recreation Centre L	\$0	\$15,163	15,163	▲
Complete Queen Street - Bus stop to Dunn Street	\$20,000	\$16,782	(3,218)	▼
Complete Hopetoun Ravensthorpe Road Footpath	\$50,000	\$0	(50,000)	▼
Totals	70,000	31,945	(38,055)	

Shire of Ravensthorpe
NOTES TO THE STATEMENT OF FINANCIAL ACTIVITY
For the Period Ended 30th June 2013

Note 11: TRUST FUND

Funds held at balance date over which the Shire has no control and which are not included in this statement are as follows:

Description	Opening Balance 1-Jul-12	Amount Received	Amount Paid	Closing Balance 1-Jul-13
	\$	\$	\$	\$
21000 Trust Liability	\$0.00		0	\$0.00
21011 Trust - Bitumen Tender Document Bond	\$487.33		0	\$487.33
21012 Trust Hopetoun Tennis Club	\$9,071.81		0	\$9,071.81
21013 Trust - Standpipe Swipe Card Bond	\$1,250.00	300	50	\$1,500.00
21014 Trust Unknown Rates Payments	\$1,153.53	80	0	\$1,233.53
21015 Trust BCITF - Payments	\$2,358.75	3,782	4,499	\$1,642.06
21016 Trust Pavillion Hire Bonds	\$833.18	100	100	\$833.18
21017 Trust Gym Swipe Card Bond	\$3,321.81	3,030	2,440	\$3,911.81
21018 Trust Ravensthorpe Cemetery Group	\$76.22		0	\$76.22
21019 Trust Hall Hire and Key Bonds	\$2,243.45	3,100	1,560	\$3,783.45
21020 Trust Rehabilitation Bond - Barmingo	\$6,866.24		0	\$6,866.24
21021 Trust - Sundry Overpayments	\$5,381.71		0	\$5,381.71
21022 Trust - Swimming Pool Key Deposits	\$640.00	1,940	1,660	\$920.00
21023 Trust - Rural Subdivisions Shed Bonds	\$20,619.78	4,000	2,125	\$22,494.41
21024 Trust - Subdivision Maintenance Bonds	\$73,309.30		28,599	\$44,710.75
21025 Trust - Nomination Deposits	\$80.00		80	\$0.00
21026 Trust - Licensing Receipts	\$16,498.55	444,883	459,240	\$2,141.50
21027 Trust - Builders Registration Board	\$763.00	2,749	1,292	\$2,220.41
	144,955	463,964	501,644	107,274