

Po Box 118, RAVENSTHORPE WA 6346

SHIRE OF RAVENSTHORPE RECORDS		
<b>RECEIVED</b>		
2 MAR 2012		
DISPOSAL DATE:	COANO:	
2015	104.1	
DOC NO:	8611.18	
OFFICER	TASK	F.Y.I
CEO	<input checked="" type="checkbox"/>	
DCEO	<input type="checkbox"/>	
MGR ENGINEER	<input type="checkbox"/>	
MGR PLAN/DEV	<input type="checkbox"/>	
RANGER	<input type="checkbox"/>	
REC SERVICES	<input checked="" type="checkbox"/>	
TRACER	<input checked="" type="checkbox"/>	

March 1<sup>st</sup> 2012

Attention: Pascoe Durtanovich, CEO, Shire of Ravensthorpe

Dear Pascoe,

Please find enclosed an outline of RPA's proposal to Council:-

**RPA Notes re Entry Statement (ES) proposal for Ravensthorpe**

- Establish both the Albany and Esperance ES at the same time
- Enclosed paper work includes: Artwork and quote, from NCI (10 pages)  
Possible alternative Quote for structure only, from CPC Eng  
Photos (2) of proposed sites on Albany & Esperance Highway  
Letter from MRD approving sites
- The RPA sub-committee wished to utilise a local contractor, i.e. CPC Engineering, for the structural work and installation. NCI's preference is to supply all of this, as designed, to ensure the signage is constructed to their requirements. This may be the best option and approach CPC to Quote then on footings and installation for both sites.
- Rock work at the base of the signage, yet to be finalised, is proposed to add a natural, local feature to the ES. Both Galaxy and First Quantum have agreed to assist with supply of suitable rocks when required.
- Colours not finalised. Colours selected need to add to the 'wow' factor. Preference is for true colours for the Qualup Bell sepals and the deep maroon then repeated in the main 'welcome' sign background.
- Establishment of re-vegetation at the proposed sites, either by seeding or planting of seedlings, e.g. low, flowering, local bush species and ground cover. There is opportunity to apply for funds through the Environmental Community Grants Program (due 2<sup>nd</sup> April next) to be able to employ a contractor to do this.
- RPA wishes to apply for funding in the 2012 Futures Fund round, for the signage and installation of these Ravensthorpe ES, if this proposal is acceptable to the Shire.

Thank you for including this proposal in the March Shire agenda,

Yours sincerely,

*C. Rowe*

Christine Rowe

Secretary & member ES Sub-committee

Ravensthorpe progress Association



28<sup>th</sup> February 2012

Mr Mel Thomas  
Shire of Ravensthorpe,

**RE: Quotation to Design, Manufacture, Crate and Freight, Entry Statement Signage**

Dear Mel,

National Corporate Imaging is pleased to submit this quotation.  
Please refer to our design package as a cross reference to the items listed below.

Quotation Number RES 28/02/2012

To Design, Manufacture, Protect, Crate and Freight  
Two (2 off) complete configurations for Entry Statements  
Includes:

- o Steel fabrication of frames
- o Hot dip galvanising of internal steel frames
- o Supply of bolt cages and set-out site template
- o Fabrication of all aluminium face panels, boxed return sides, and rear panels for all major framed elements.
- o Rear panels to be configured to fit in place after initial assembly of face panels to the steel frames
- o All graphics (text) to be fixed in place with concealed threaded rod and associated spacer tubes.
- o All surface treatment, paint and clear coat in 2 pack polyurethane
- o All associate fixings

Refer to frame construction drawing for specification of steel materials

Elements will be crated as follows:


- 2 crates with frames ( 1 site per crate)
- 2 crates cladding panels (1 site per crate)
- 1 crate with flower elements ( 2 sites within same crate)

**Design**

Currently the design contains a number of options relating to text. These are all accomodated in our price on the proviso that the form in which it is presented in the package remains unchanged. Should some alterations be required, we reserve the right to alter pricing if and where appropriate.

Options displayed currently show:

- o Display of text "Qualup Bell Country" instead of "home of the Qualup Bell".
- o Option to display text on the rear of one of the statements – Thank you for visiting Ravensthorpe, See you soon" or similar.



#### Engineering

At this stage we have not allowed for the cost of engineering of the footing and structural members. Should you require this, we can undertake at additional cost.

The overall design and construction methods will be suitable for installation onto your engineered footing, should you wish to engineer the footings yourself.

Conversely, we can recommend footing dimensions based on previous experience and records of similar structures however you should determine what the shire will require or find acceptable in this regard.

#### Construction

We have included in our scope and price, the design and dimensioning of the steel framing with tapped fixing points to accommodate the aluminium panels.

It should be noted that a considerable measure of that process will require pre assembly and testing of fit for the panels to the frame.

If your preference is for others to manufacture the frames, we will need to charge extra to supply detailed, dimensioned drawings to others.

We expect that process to cost \$990.00 plus GST

The shire would then need to assume responsibility of all site set-out, including critical placement of monuments in relationship to each other. In that scenario we believe the set-out template is best provided by the steel manufacturer.

#### Freight

We have allowed for the total consignment to be picked up from our workshop and delivered to your nominated depot – equipped with a forklift of suitable capacity to handle the respective loads.

Prior to departure we will assist with co-ordination for receivable at your depot – providing contact details for you to follow through on.

Once departure has occurred, we cannot be responsible for further costs if delays are experienced at your depot or in transit.

#### Pricing

One off Single sided unit

One off with text on rear

Supplied in kit form

\$82750.00 plus GST

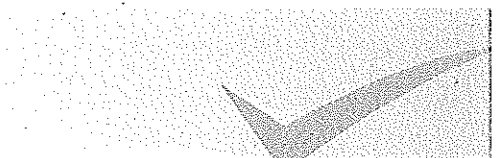
Please do not hesitate to seek further information or clarification.

We trust this is acceptable and we look forward to your reply.

Yours sincerely,

Rick Ruitenbach

General Manager



# RAVENSTHORPE

## Entry Statements

Revision 1.6



national  
corporate imaging

Note  
Stylized flower represented only at this stage.  
More work to be applied to this element.

Sandstone Appearance

will be painted to match  
Australian Standards Buff X41  
then 2 pack clear coated

Rusted steel Appearance

will be painted to match  
Australian Standards Claret R55  
then 2 pack clear coated

10 mm thick aluminium letters

random sanded to bright  
aluminium metallic  
and 2 pack clear coated

10 mm thick aluminium letters

will be painted to match  
Australian Standards "Black N61"  
the 2 pack clear coated

Welcome to

RAVENSTHORPE

Est 1900

HOME OF THE QUALUP BELL

10 mm thick aluminium letters

FRONT ELEVATION

6 mm thick aluminium letters

boxed elements


constructed from 6 mm  
aluminium face and closed off  
from behind to conceal  
internal framing

PLAN VIEW


Reproduction of whole or part of this design is an infringement of copyright. The ideas and concepts contained therein remain the intellectual property of National Corporate Imaging. Recipients are prohibited from use or disclosure of such without prior written consent.

national  
corporate imaging

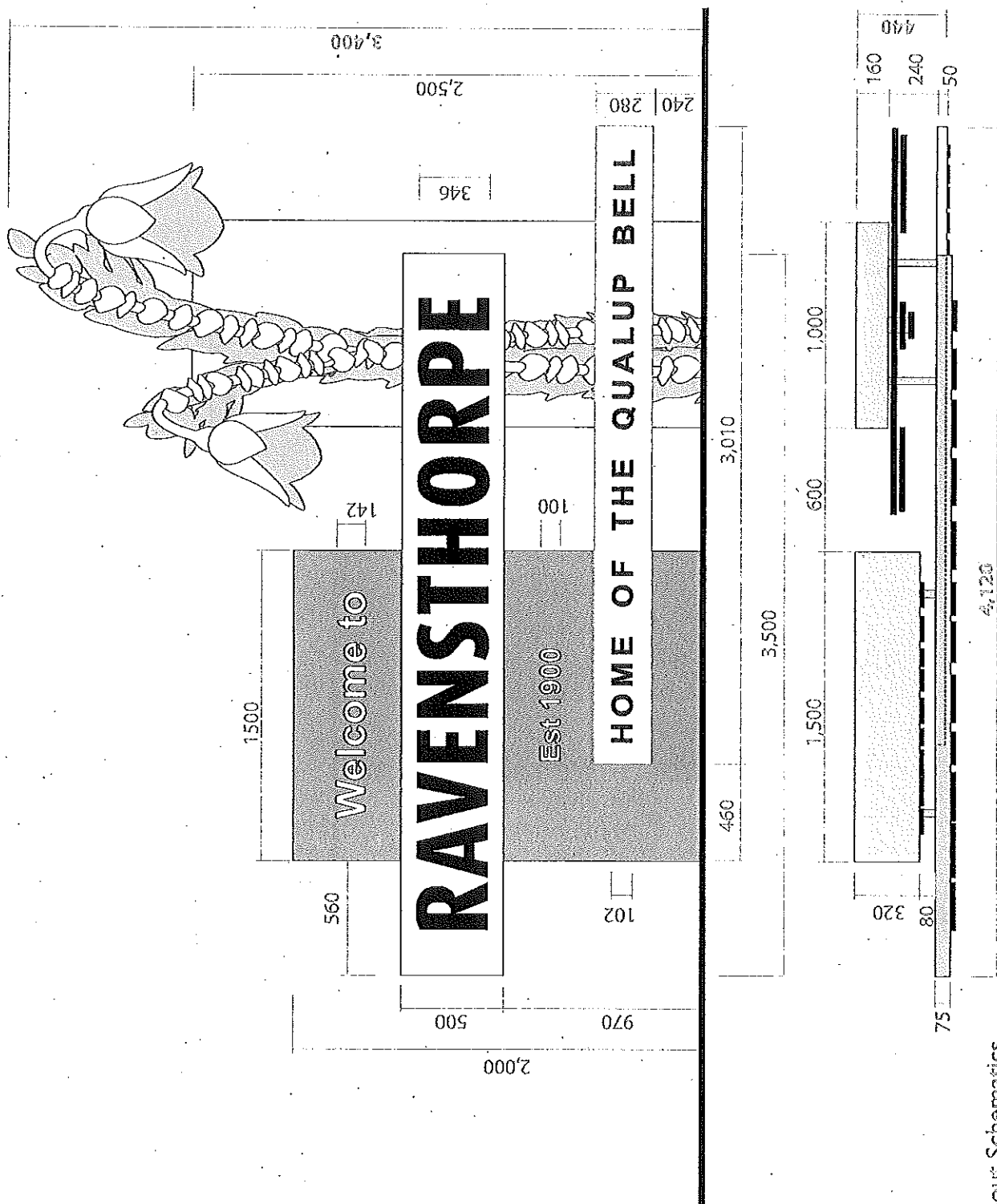




FRONT ELEVATION



PLAN VIEW




Set-out Schematics

Reproduction of whole or part of this design is an infringement of copyright. The ideas and concepts contained therein remain the intellectual property of National Corporate Imaging. Recipients are prohibited from use or disclosure of such without prior written consent.

national  
corporate imaging





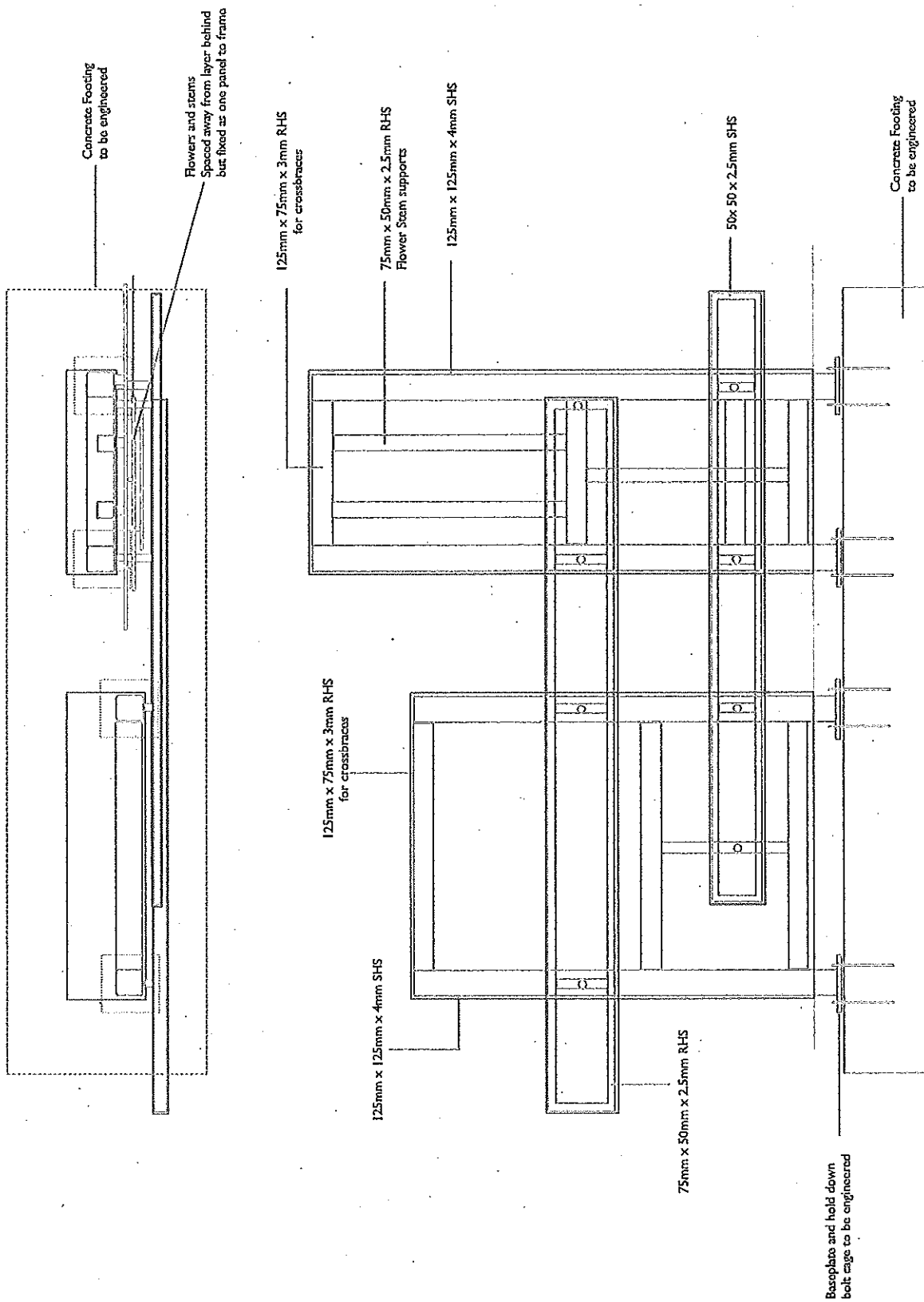
Text applied in premium  
grade vinyl 5 to 7 year

BACK ELEVATION




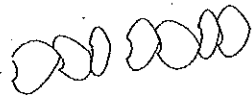
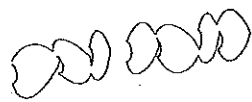


PLAN VIEW







Reproduction of whole or part of this design is an infringement of copyright. The ideas and concepts contained therein remain the intellectual property of National Corporate Imaging. Recipients are prohibited from use or disclosure of such without prior written consent.



Step by step layering of colour and shade set-out



Proposed result



# CPC ENGINEERING PTY LTD

## RAVENSTHORPE

### Estimate - 759

To: Christine Row  
Ravensthorpe Progress Association

From: John Mason  
Date: 21 /02/2012  
Page: 1 OF 1

#### Fabricate Advertising Frame and Erect Frame on Location

On behalf of CPC Engineering I thank you for inviting us to estimate a price on your requirements for the above Works and herewith offer the following for your consideration;

#### Scope of works

Fabricate the frame from 80x50x6 aluminium RHS to fit the dimensions on the sketch provided. Fabricate 4 x ground stumps from 100x100x4 SHS approximately 2m long half of which to be concreted into ground. Fabricate 2 x columns from 100x100x4 SHS which will bolt to the sign and to two of the stumps. Fabricate to struts to connect the sign columns and rear support stumps. All steel to be hot dipped galvanised. Connections between steel and aluminium to be isolated

Cost to Fabricate	\$5,690
Cost to Install	\$2,840
Total Estimate	\$8,530

#### Notes

- 1) Prices excludes GST
- 2) Price is valid for 30 days

I trust that the above meets with your satisfaction, but should you require any further information regarding this estimate, please do not hesitate to contact me.

Regards,

John Mason

## Keith Christine Rowe

---

**From:** PARKER Don (AMO) [don.parker@mainroads.wa.gov.au]  
**Sent:** Friday, 17 February 2012 3:15 PM  
**To:** Keith & Christine Rowe  
**Cc:** STRINGER Peter (Con)  
**Subject:** Ravensthorpe Town Entry Statements - Ravensthorpe Community Committee

Christine,

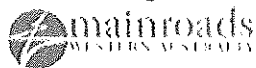
Following up from my visit to Ravensthorpe this morning:

1. MRWA supports the creation and erection of Town Entry Statements as proposed to MRWA officer Don Parker.
2. The designs of the town entry statements presented to MRWA are acceptable, as they are not offensive to the general public. You will also need LGA approval.
3. The positioning of the architectural displays should be located as discussed at the on-site meeting,
  - (a) The east sign shall be placed above the northern embankment, as near as possible to the boundary fence line.
  - (b) The west sign shall be set back 14 m from the road seal edge. Please forward photos.
4. MRWA will support the planting of native plant species along the northern embankment of the South Coast highway, east of the town, as you proposed.
5. Minor clearing of small brush and trees before locating the sign at the west end of town, is approved by MRWA.
6. Erecting the signs on slip plates with frangible bolts is required by MRWA.
7. A 5 degree offset from perpendicular is required to prevent blinding of drivers by; sign reflected light.
8. If you decide to light the signs in future, approval by the GSR Regional Manager is required.

I hope you are able to complete your project in a timely manner.


MRWA wishes you well in this endeavour.

Donald Parker (BSc)  
Asset Management Officer



Telephone: (08) 9892 0559 Mobile 0427993 693 Fax: (08) 9892 0577  
Email: [don.parker@mainroads.wa.gov.au](mailto:don.parker@mainroads.wa.gov.au)  
[www.mainroads.wa.gov.au](http://www.mainroads.wa.gov.au)

ES ESPErance  
EMMY  
top of embankment  
as road sweeps  
towards Ravenshoe  
↓



ES ALBANY  
ENTRY

(above + behind  
existing  
Palace Hotel  
sign ↓

